



VLDS

Virginia Longitudinal Data System (VLDS)

Tod R. Massa

Policy Analytics Director

State Council of Higher Education for Virginia

What is VLDS?

The Virginia Longitudinal Data System (VLDS) is a collaboration of executive branch agencies and non-governmental organizations to share de-identified student- and citizen-level data

Our Focus

- Supporting policy-relevant research, analysis, and reporting that is performed “on our behalf and under our control*.”

*If a project does not fit under our Burning Questions and/or the researcher does not agree to those seven words, we simply say “no.”

VLDS is a ...

- Partnership
- Technology Platform
- Lifestyle
- Brand

Sharing data and actively allowing researchers to study interactions and data matches that you have never seen can be scary. You can end up with a research report that is published with findings your stakeholders may not wish to be public knowledge. Participation involves active engagement with your own agency leaders and involvement with researchers, as appropriate, to be aware of their work and to help them avoid mistakes.

Partnership for Improvement

A federated data system of equal partners sharing de-identified administrative data, expertise, and purpose to improve citizen lives through enhanced policy recommendations.

Department of Education * Adult Education * Community College System – Workforce * Employment Commission * Department of Aging and Rehabilitative Services * Department for Blind and Vision Impaired * Department of Social Services * Office of Children’s Services * Department of Health Professions * State Council of Higher Education * Department of Juvenile Justice * Virginia Goodwill Network * Early Childhood Foundation



VLDS

Technology Platform

- Agency owned & hosted exposure databases (MS SQL & Oracle) allowing a nuclear option
- Common structure to identity records
- Semi-annual match events
- Workflows & communications management through MS Dynamics
- Researcher portal with 12-step process



VLDS

Lifestyle

- Monthly DG meetings, supported by monthly/as needed subcommittee meetings
- Book of Data Governance – Our bylaws and rules of engagement, governs what we do
- All decisions must be unanimous to a standard of “can I (my agency) live with this?”
- Sharing is Scary
- What’s in it for me (and my agency)?



VLDS

Brand



VLDS

Burning Questions

- Impact of health, social service, education, and workforce pipeline on Virginia's economy;
- Return on investment of health, social service, education, and workforce opportunities and programs;
- Alignment of health, social service, education and workforce programs to known and projected employers' needs;
- Collective, long-term impact of health, social service, education, and workforce programs on people served;
- Pathways to the workforce, patterns of employment, and factors or conditions that predict success; and
- Factors or conditions that have the greatest impact on educational achievement and later productivity.
- More at: <http://vlds.virginia.gov/insights/agency-research-agendas/>

Executive Leadership

- Administration is a duty of the State Council
 - Administer the Virginia Longitudinal Data System as a **multiagency partnership** for the purposes of developing educational, health, social service, and employment outcome data; improving the efficacy of state services; and aiding decision making.
- DG Council is the primary leadership body.

SCHEV's Role

- SCHEV staff manage the vendor relationship and daily activities.
 - Also acts as the key point of contact for potential researchers and others.
- Hosts & leads the DG meetings
- Manages the VLDS Twitter account and blog (currently dormant)
- Coordinates special projects, such as one funded by DARPA and another with US Census



VLDS

Policy Environment

- A mix of agencies under different secretariats
- Children's Cabinet is advisory, exists by EO, no P-20 Council
- DOE is a constitutional agency & board
- Most agency heads are appointed by the governor, except SCHEV, VRS, and the institutions



VLDS



VLDS

Alignment with Goals & Priorities of Others

1. Partner agendas
2. Funded projects
3. Everything else



VLDS

Projects

- Must be responsive to the Burning Questions
- Must advance the policy objectives of the sponsoring agency
- Must demonstrate a *need* for person-level data
- “interesting to do” is not a justification

Researchers

- Must be affiliated with an institution
- PhD candidates are generally not considered to be the primary investigator
- Must not be on our blacklist for violating privacy or procedure
- Must have a demonstrable track record of research



VLDS


How does this work?

- Iteratively
 - Connections
 - Questions
- Sponsorship
- Contract
- Twelve Steps
- Communication
- Review



VLDS

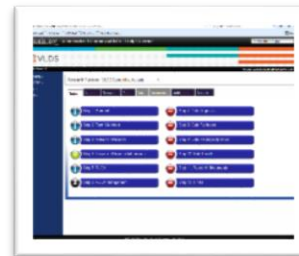
Flow



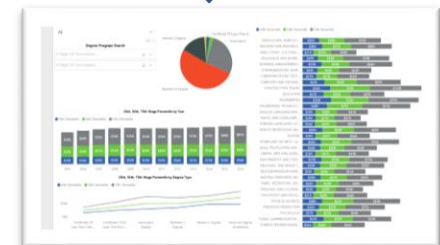
Data resides
at each Agency or in a Data Vault/Pond



Agencies manage control
using workflow software



Researchers access the
system via Researcher Portal

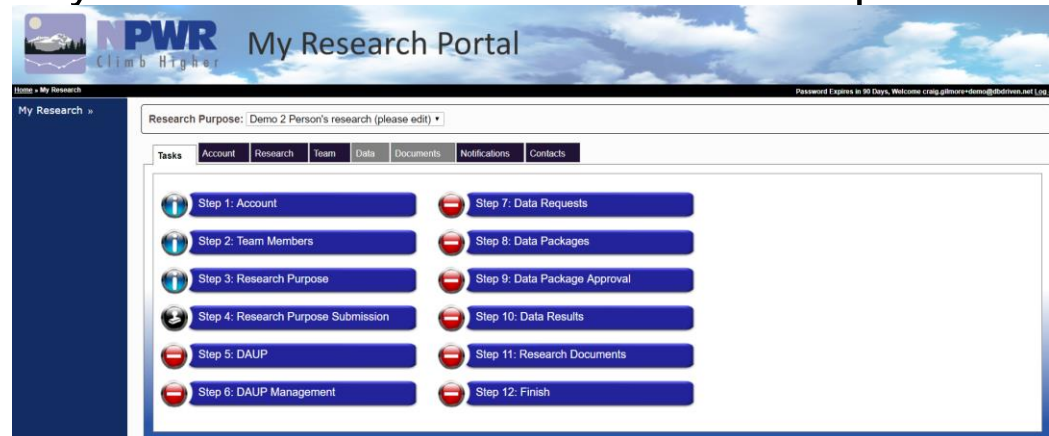




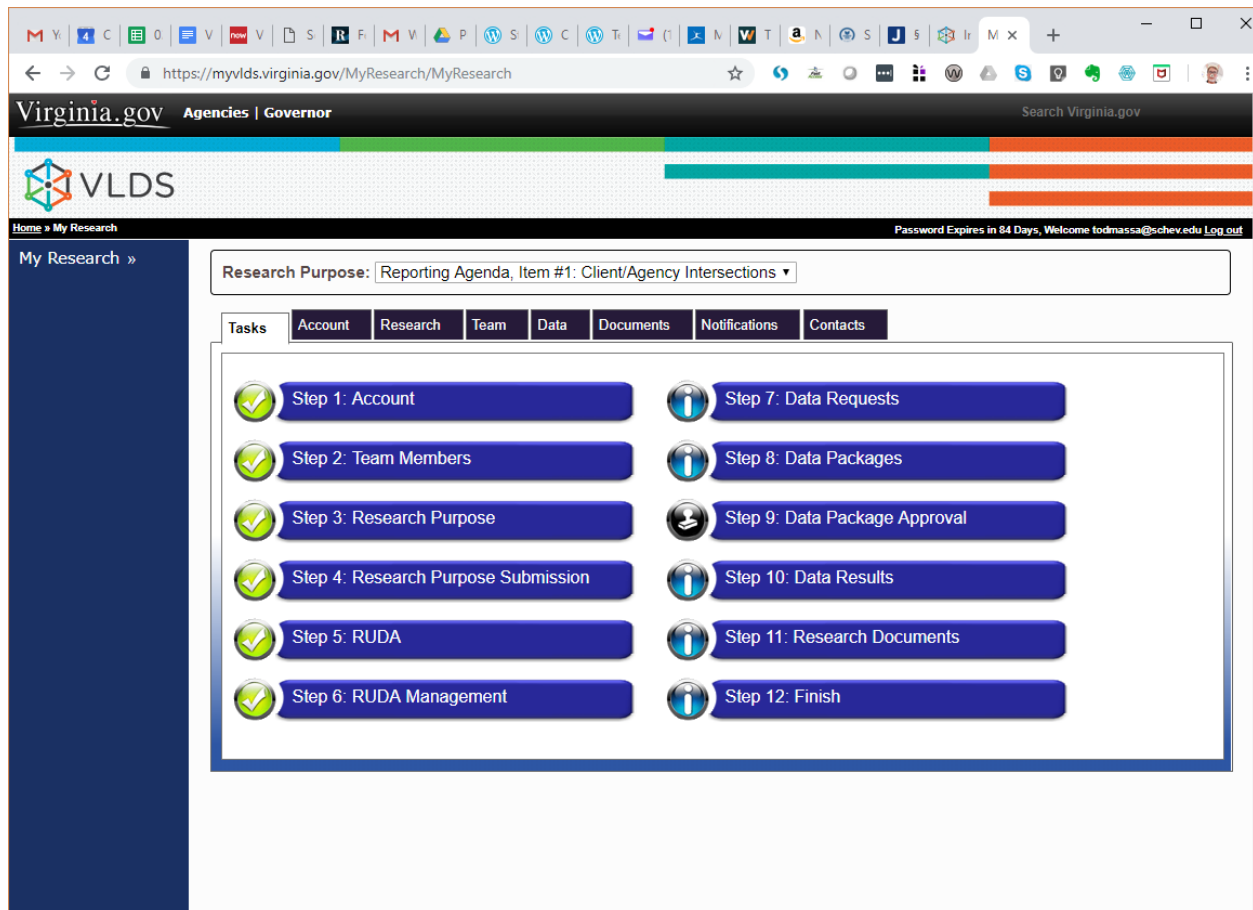
VLDS

Researcher Portal

- **Team** member management
- **Research** information management (Who, What, Where, When, Why)
- Data **dictionary** & selection tool
- **Data** request and retrieval
- **Document** management (NDAs, research papers, etc.)
- Ability to check **status**, modify or cancel account and/or data request
- Help / **Training**
- **Password** reset



The 12 Steps of VLDS



The screenshot displays the 'My Research' section of the VLDS website. At the top, the 'Research Purpose' is set to 'Reporting Agenda, Item #1: Client/Agency Intersections'. Below this, a 'Tasks' tab is selected, showing a progress bar with 12 steps. Steps 1 through 6 are marked with green checkmarks, indicating completion. Steps 7 through 12 are marked with blue information icons, indicating they are yet to be completed.

Task	Account	Research	Team	Data	Documents	Notifications	Contacts
Step 1: Account	✓						
Step 2: Team Members	✓						
Step 3: Research Purpose	✓						
Step 4: Research Purpose Submission	✓						
Step 5: RUDA	✓						
Step 6: RUDA Management	✓						
Step 7: Data Requests							
Step 8: Data Packages							
Step 9: Data Package Approval							
Step 10: Data Results							
Step 11: Research Documents							
Step 12: Finish							



VLDS

What holds all this together?

- Trust
 - VLDS is all about the relationships. Each one of the partners is there because of a need to access the data of one or more other partners. It takes trust and dealing fairly with each other to make this work. No secrets. No backroom deals.



VLDS



VLDS

What we might have done differently

- Initial focus was on supporting research, not reporting
- Relied less on a consultant model of design
- Greater commitment to a broad membership

Friction

- Inadequate funding
- Busy, busy people
- DG members represent different levels of decision-making within agencies
- Lack of analytics expertise within many agencies
- Sometimes things move more slowly than desired
- Expectations are often unreasonable



VLDS

The Challenge

"If you aren't making mistakes, it is probably because you aren't doing anything."

- Getting state employees to embrace this mantra is hard.
- This especially applies to social media.
- You have to create a safe environment for experimentation and evolution.



VLDS



VLDS

Contact

- todmassa@schev.edu
- @SCHEVResearch
- @VLDSInsights
- @todmassa

vlds.virginia.gov

research.schev.edu



VLDS