

Illinois Education and Workforce Data Systems: Background and Current Projects

August 27, 2018



- Welcome from the Task Force Co-Chairs: Judy Erwin, Susie Morrison, and Robin Steans
- Overview of the Task Force Goals and Process
- Logistics for September 18th Meeting
- Context of this Webinar

Jonathan Furr & Charlie Rosemond

Education Systems Center at Northern Illinois University
Staff to the ILDS Governing Board



Goals for the webinar

- Provide background information on key State education and workforce data system initiatives and the background of the Illinois Longitudinal Data System (ILDS) Governing Board
- Explain the functions of the ILDS Governing Board
- Highlight key initiatives using integrated data from multiple education and workforce agencies

**** Use the chat box for questions and requests for more info!!***



ISBE Student Information System: Federal law driving need for better data



Improving Data Quality for Title I Standards, Assessments, and Accountability Reporting

Guidelines For States, LEAs, and Schools
[Non-Regulatory Guidance]
April 2006

U.S. Department of Education

Office of Elementary and Secondary Education

Data Matters

The Government Accountability Office (GAO) cautioned, in a September 2004 report on NCLB, that "measuring achievement with faulty data can lead to inaccurate information on schools meeting proficiency goals." Both GAO and the U.S. Department of Education's Office of the Inspector General (OIG) have pointed out that the consequences of poor-quality NCLB data can be serious, including the possibility that schools and districts could be erroneously identified as being in need of improvement or corrective action.

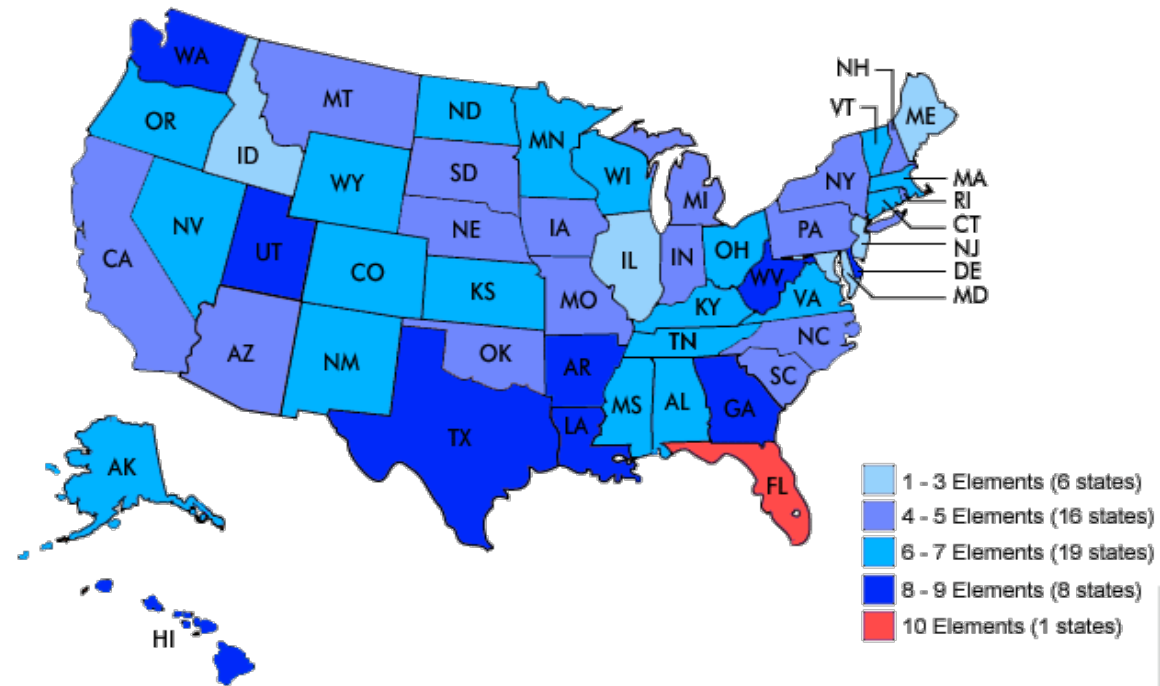
GAO's 2004 report, "Improvements Needed in Education's Process for Tracking States' Implementation of Key Provisions," is available on the GAO website (www.gao.gov). Search for report GAO-04-734, or go to <http://www.gao.gov/new.items/d04734.pdf>.



National Benchmark: The Data Quality Campaign

Source: Data Quality Campaign/National Center for Education Accountability 2006 Survey of State P-12 Data Collection Issues.

1. Unique statewide student identifier
2. Student-level enrollment, demographic, and program participation information
3. Ability to match individual students' test records from year to year to measure growth
4. Information on untested students
5. Teacher identifier system with ability to match teachers to students
6. Student-level transcript information, including information on courses completed and grades earned
7. Student-level college readiness test scores
8. Student-level graduation and dropout data
9. Ability to match student records between the Pre-K-12 and post-secondary systems
10. State data audit system assessing data quality, validity, and reliability



Federal Legislative & Funding Initiatives

- **America COMPETES Act of 2007:** Codified the DQC 10 Essential Elements (plus 2 addressing alignment/postsecondary transition)
- **State Fiscal Stabilization Fund (ARRA/2009):** Must institute, by end of 2011, SLDS with all America COMPETES Act elements as a condition of funding
- **Institute of Education Sciences SLDS Grant Program:** IL received \$20M through 2 grants in 2009 and 2010; \$7M in 2015

P-20 Longitudinal Education Data System Act (P-20 LDS Act)

- P.A. 96-0107, signed into law in July 2009
- Established the requirements and framework for the development of the state's longitudinal education data system by:
 - Setting forth a long-term vision and expectations for the state's education data system,
 - Requiring the state to implement all of the DQC 10 essential elements,
 - Ensuring the necessary authority to collect postsecondary data (including data from private postsecondary educational institutions), and
 - Establishing a framework for data sharing with outside entities to support research and evaluation consistent with privacy protection laws.

Initial Post-P-20 LDS Act Activities: 2009 - 13

- **ISBE implementation of IES grants and P-20 LDS Act expectations:**
 - New data warehouse, new data collections (transcript), educator data systems
 - IES grants also supported interagency efforts
- **Intergovernmental Agreement for High School Feedback Report/P-20 Research and Analysis (2009)**
 - Agreement among ICCB, ISBE, IBHE, and SIU (as Shared Enrollment & Graduation File Administrator)
 - Led to production of High School Feedback Report by ACT
 - Framework for later data sharing agreements for ILDS Governing Board
- **Formation of Illinois Higher Education Consortium (IHEC) (2011)**
 - Governance structure for collection and administration of community college and university data
 - Provided the foundation for outreach and awareness of ILDS to higher education community
 - Later subsumed into ILDS Governing Board structure when IBHE launched the Illinois Higher Education Information System (IHEIS)



ILDS Governing Board Overview

- Addresses the “governance gap” in the P-20 LDS Act
- Builds from extensive existing efforts within and across agencies
- June 30, 2013: Seven State of Illinois agencies and the Office of the Governor enter into an intergovernmental agreement for ILDS Governance

Privacy Protection

- ILDS must fully comply with all state and federal law
- Purpose is aggregate analysis and reporting – not to track an individual's progress
- Highest technological and process safeguards:
 - Data is maintained and merged only on hardware that is not connected to a network
 - Data sharing must be strictly authorized by the agencies
 - Access to data is limited only to employees required to have access.

ILDS-related Privacy Protection Laws

Federal

1. Family Educational Rights and Privacy Act
2. Privacy Act of 1974
3. Health Insurance Portability and Accountability Act of 1996 (HIPAA)
4. The Social Security Act
5. Gramm-Leach-Bliley Act
6. Higher Education Act of 1965

State

1. Illinois School Students Records Act
2. Illinois Public Aid Code
3. Illinois Unemployment Insurance Act
4. Identity Protection Act
5. Data Processing Confidentiality Act
6. P-20 Longitudinal Education Data Systems Act

What is it not?



What is it not?



What is it not?



What education or
workforce
pontification can I
help you with?

1



2



3



Table

1



- Coordinator and facilitator of projects involving multiple agencies:
 - Governing Board: Executives or Deputies
 - Technical Committee: Data experts
- Annual report:
 - Highlight accomplishments
 - Identify priority projects across the five focus areas
 - Communicate research priorities
- Leverage other P-20 Committees for external stakeholder input

Governing Board



OFFICE OF THE GOVERNOR



Illinois
State Board of
Education



Illinois
Department of Commerce
& Economic Opportunity



Other participants




ILDS Focus Areas



Early Childhood



HS to &
through
College



College Transfers &
Guided Pathways



Career
Pathways &
Talent Pipeline
Analysis



60% by 2025



- Master Client Index (MCI) enables linkages across agencies without SSN
- Improve security
- Improve inter- and intra-agency match rates
- Lessen matching burden for external researchers
- Numerous projects using MCI (or in the current pipeline)

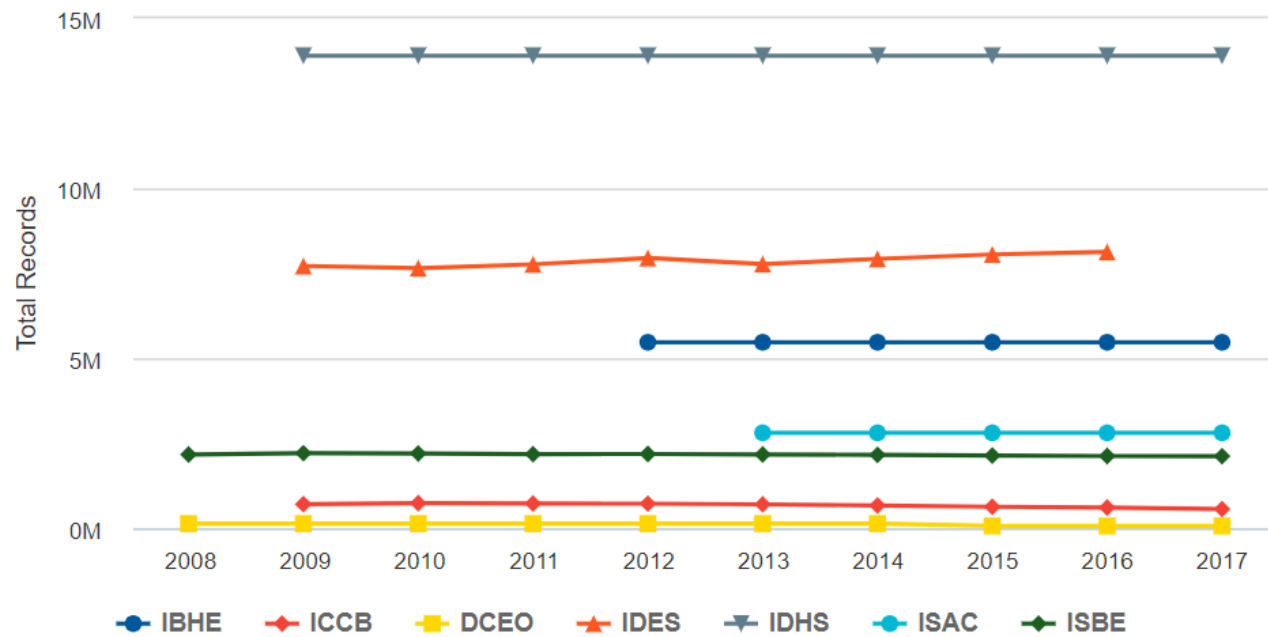
Master Client Index (MCI) Overview



Data Updated on Mar 03, 2018

Release 5

[View other releases](#)



Total Records

TOTAL RECORDS RECEIVED

112,929,242

DATA LAST RECEIVED ON

November 06, 2017

Release of CDDA-ID

CURRENT RELEASE

March, 2018

NEXT EXPECTED RELEASE

August, 2018





GPS and Toolbox

(for Researchers/External Parties)

3

- Interagency Data Sharing Agreement:
 - In use by NIU (multiple), U Chicago (Consortium & Urban Labs), ISU (Career Outcomes)
- Common Internal Control Questionnaire
- Transparency on agency data dictionaries, public reports, and processes
- EdSystems sherpa role:
 - “Last mile” challenges on data sharing agreements


ILDS Focus Areas



Early Childhood



HS to &
through
College



College Transfers &
Guided Pathways



Career
Pathways &
Talent Pipeline
Analysis



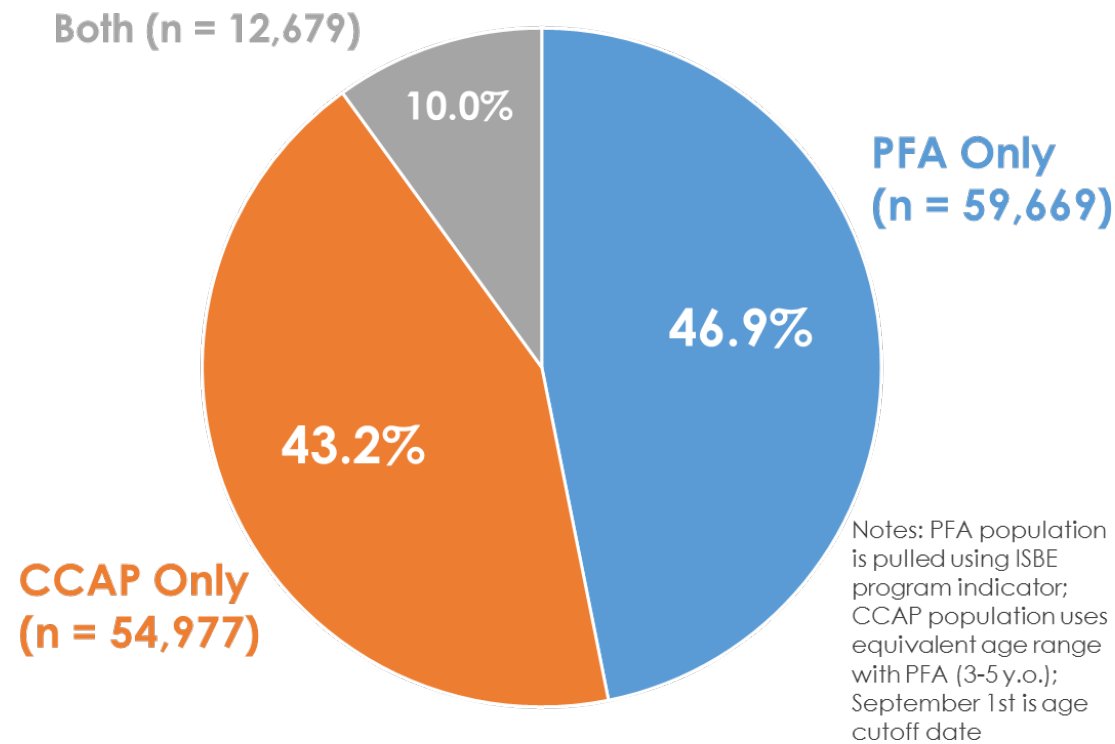
60% by 2025

Early Childhood



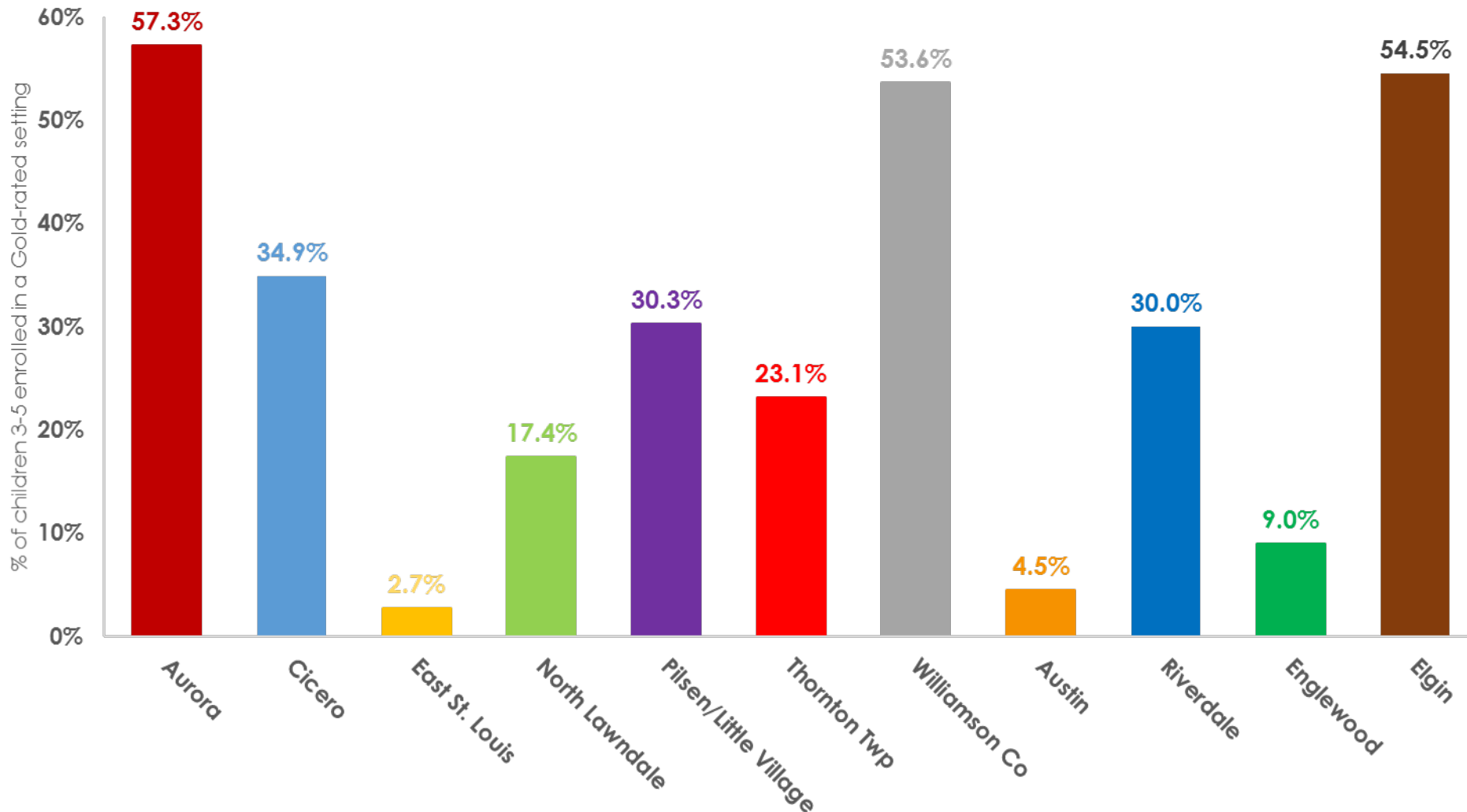
Early Childhood Matching Project

2016: Percentage and number of 3-5 year olds in PFA and/or CCAP (N = 127,325)



	PFA Only	CCAP Only	Both	Total (N)
2012	44.3%	44.1%	11.6%	145,227
2013	45.2%	43.6%	11.2%	143,700
2014	44.1%	44.9%	11.0%	141,226
2015	42.4%	46.4%	11.3%	140,036
2016	46.9%	43.2%	10.0%	127,325

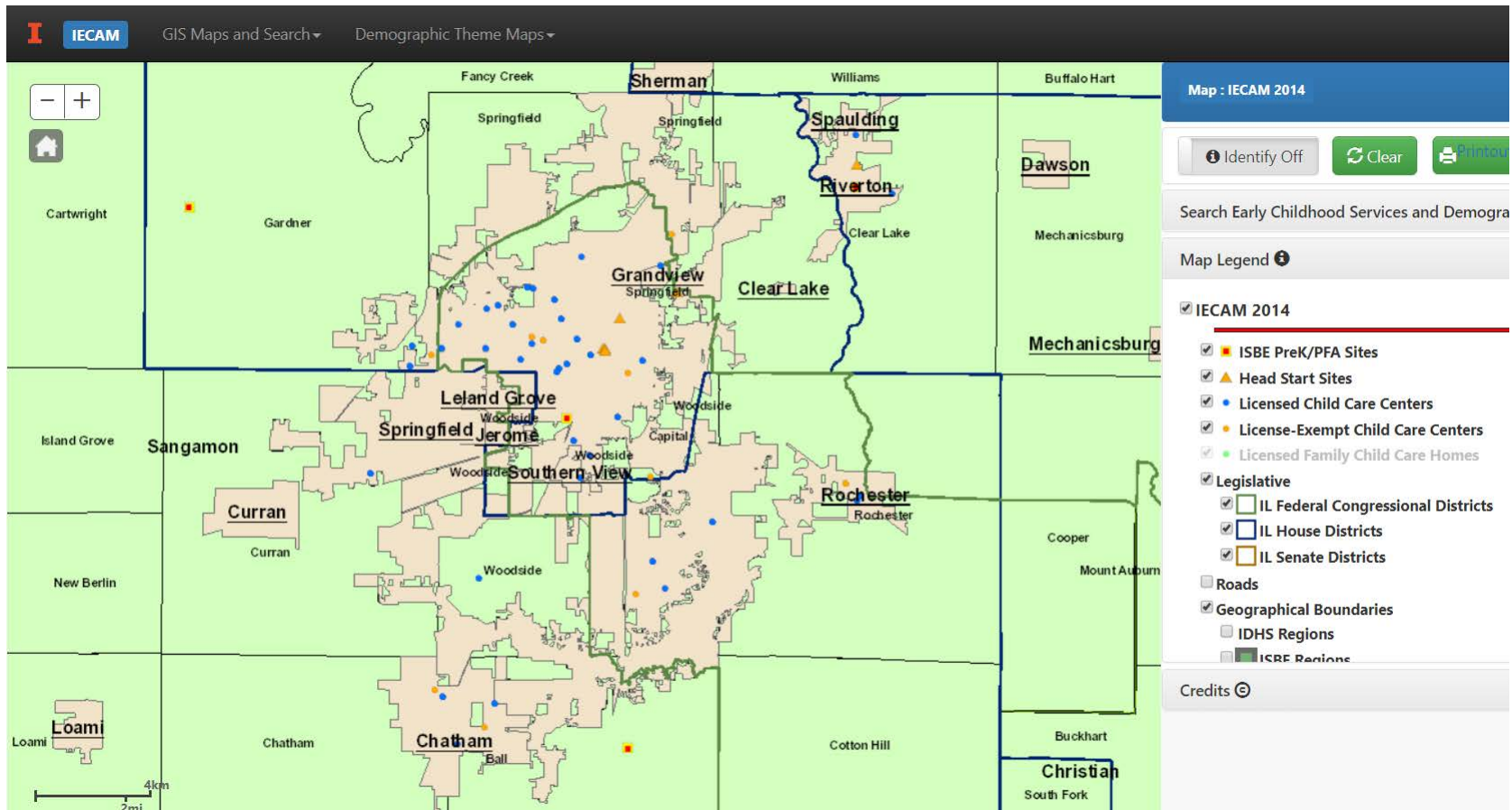
2016: % of children 3-5 enrolled in an ExceleRate Gold-rated setting, by IZ



Notes: Use 2016 ExceleRate data for Gold rating; PFA and/or CCAP is FY2016; PFA and/or CCAP population determined by vendor address in IZ

IECAM

Illinois Early Childhood Asset Map



Source: http://ecap-gis.crc.illinois.edu/IECAM/HTML5/IECAM_Maps.html

College Enrollment and Completion Patterns of Gateways Credential Holders

Degree Attainment Status for those with a Level 4 ECE Credential



ECE Credential Level 4 (Highest)	Earned Associate's Degree or Higher		Grand Total
	No	Yes	
ICCB	750	658	1408
IBHE	564	129	693

Degree Attainment Status for those with a Level 3 ECE Credential



ECE Credential Level 3	Earned a Credential or Degree		Grand Total
	No	Yes	
ICCB	134	80	214
IBHE	76	0	76

Source: <https://www.ibhe.org/assets/files/GatewaysFullReport.pdf>



High School to & through College





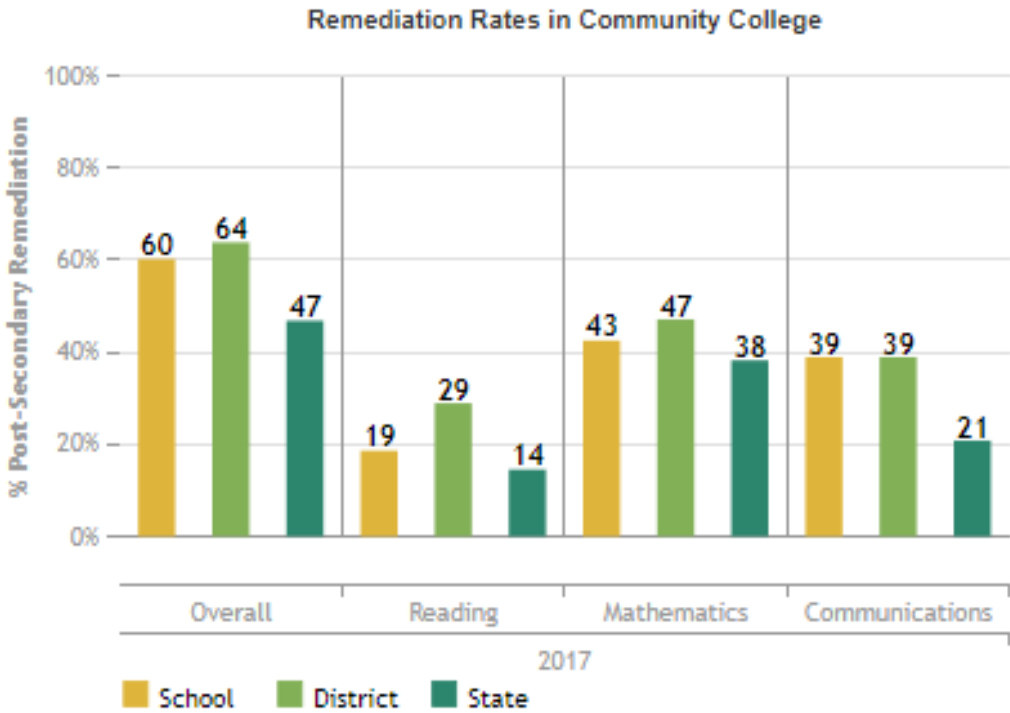
Illinois Report Card 2016-2017

FIND YOUR SCHOOL

Go beyond test scores and get a snapshot of every Illinois public school.

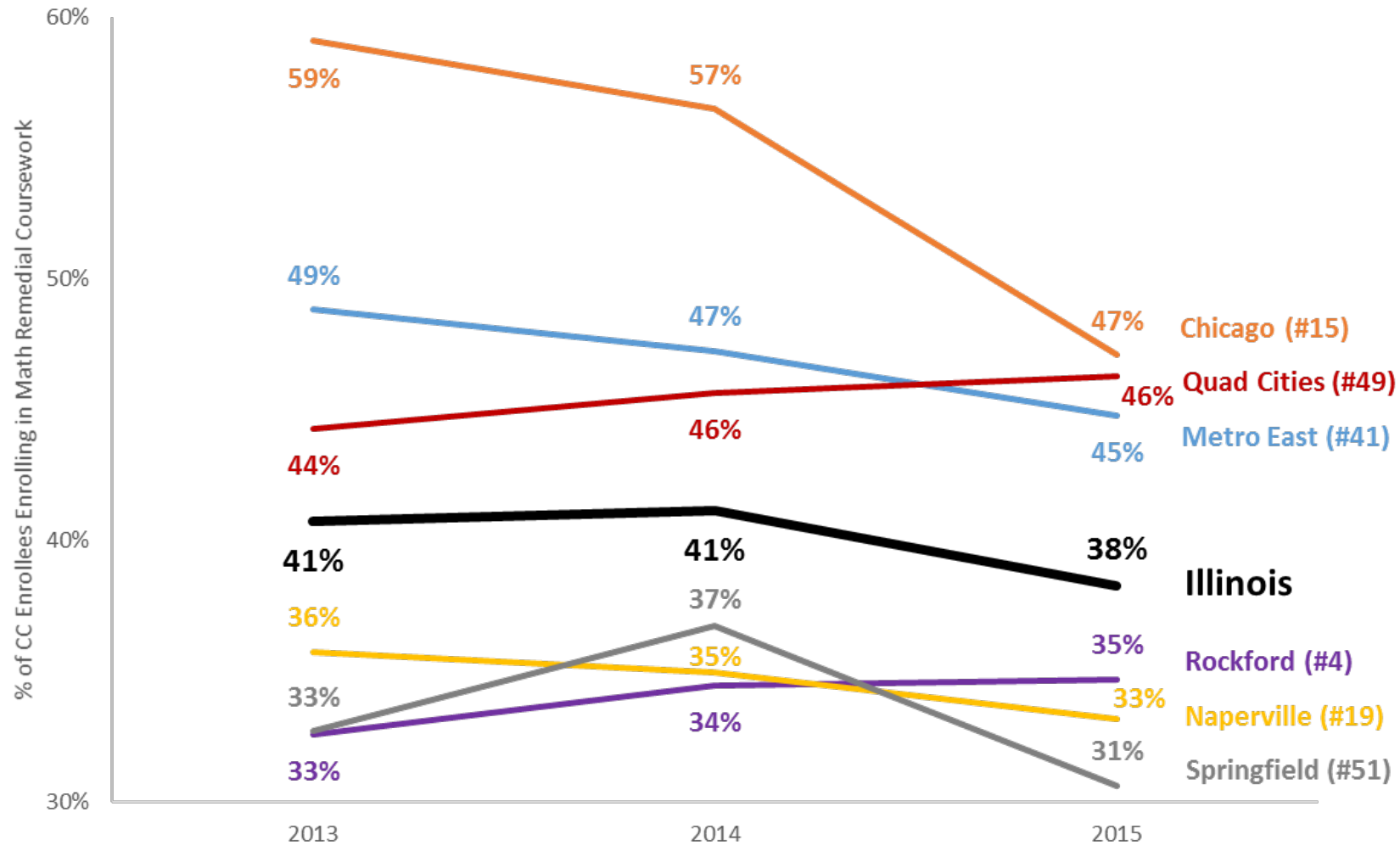
LAKE VIEW HIGH SCHOOL (9-12) - CITY OF CHICAGO SD 295

School Snapshot
Academic Progress
SAT
PARCC
DLM
Science Assessment
Participation Rate
Achievement Gap
Performance Scatterplots
Freshmen On Track
Early College Coursework
Graduation Rate
College Readiness
Post Secondary Enrollment
Post Secondary Remediation
School Environment



	Class of 2015		
	School	District	State
Graduates (N)	310	17,504	128,527
Attending Illinois Community Colleges (N)	113	4,704	41,464
Attending Illinois Community Colleges (%)	36.5%	26.9%	32.3%
Enrolled in Remedial Courses (N)	68	2,999	19,388
Enrolled in Remedial Courses (%)	60.2%	63.8%	46.8%

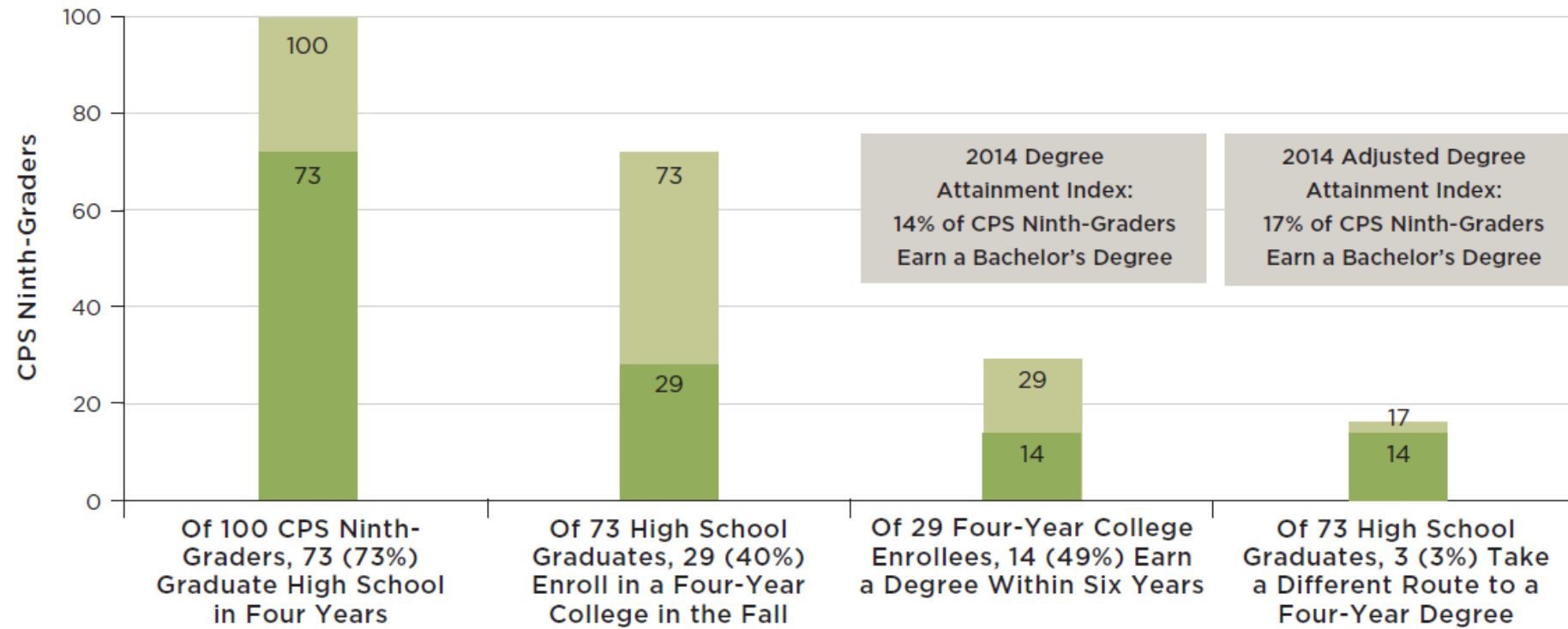
CC Math Remediation Rate by selected Regional Offices of Education, HS C/O 2013 – 2015



Source: <https://www.isbe.net/pages/illinois-state-report-card-data.aspx>

FIGURE 1

CPS Students' Path to Attaining a Bachelor's Degree Within 10 Years of Beginning High School



Note: Data and methods are described in Appendix B and in the box *Overview of Data and Methods Used in CCSR's 2014 Degree Attainment Index*.

Source: Healey, K., Nagaoka, J., & Michelman, V. (2014). *Research brief, December 2014, The educational attainment of Chicago Public School students, A focus on four-year college degrees*. Chicago, IL: University of Chicago Consortium on School Research.

To&Through-ILDS Pilot



<https://toandthrough.uchicago.edu/>

Ongoing pilot project designed to answer:

- Can data from ISBE's Student Information System (SIS) be utilized for production of To&Through reports in Chicago Public Schools (CPS)?
- Can data from SIS be used for production of To&Through reports for school districts other than CPS? If the full range of CPS reports cannot be produced, what reports are feasible?
- How can ICCB data be utilized for a 2-year attainment index, a combined 2- and 4-year attainment index, and potentially other 2-year outcome measures?



Elementary School 4
Teacher

Home

Assessments

Compare


Resources

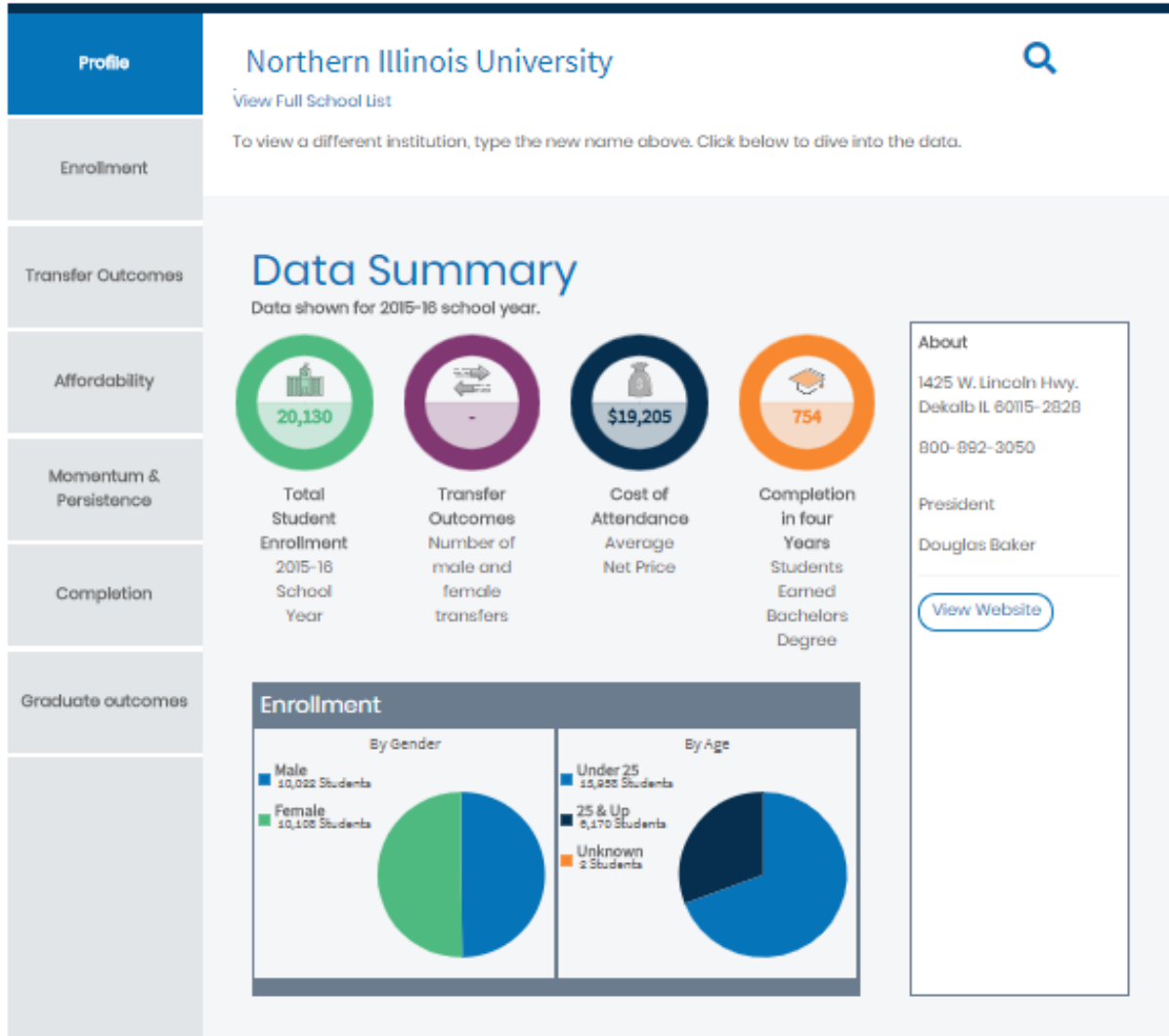
Student	% Correct	Q 1	Q 2	Q 3	Q 4
Class Performance	25.9%	30.0%	25.0%	30.0%	13.6%
Name10747, Student	50.0%	B	B	B	D
Name4344, Student	50.0%	B	B	B	D
Name5180, Student	50.0%	B	B	B	D
Name5502, Student	37.5%	B	B	B	B
Name6343, Student	50.0%	B	B	B	D
Name8480, Student	50.0%	B	B	B	D
Name4709, Student	12.5%	A	A	A	A
Name6181, Student	37.5%	A	A	A	C

- Actionable information for teachers, principals, superintendents, and regional superintendents
- SSO through G Suite Credentials; Role-based secured access
- Student enrollment and course history, classroom rosters, state assessment scores with performance levels, postsecondary info soon
- Opt-in services to integrate classroom and local assessments (e.g., NWEA MAP, AIMSweb, Plickers)
- Role-based instructional support resources



College Transfers & Guided Pathways





Illinois Postsecondary Profiles

- Covering all public and private postsecondary institutions in IL
- Metrics addressing:
 - Student academic progression/momentum
 - Transfer outcomes
 - Career outcomes
- Integrated with K-12 Report Card

Career Pathways & Talent Pipeline Analysis



BETA



ILLINOIS COLLEGE TO CAREER

Make Selections

2-Year Schools

4-Year Schools



ZIP Code Where I Live In Illinois

60657



Needed to determine in-district community college(s)

Academic Area of Interest

Engineering Technologies



Can't find the area of interest you're looking for?

[Click here for help.](#)

Relevant Schools

Multiple



Filter 1

Avg. Yearly Earnings - IL



[+ Add Filter](#)

[Clear All Selections](#)

[+ Add Another Scenario](#)



SEE RESULTS



[< Modify Selections](#)

Results

SCHOOL TYPE 2-year

PROGRAM OF STUDY Engineering Technologies

Sort By > [Best Match](#)



Program Level

Avg. Year Earn - IL
\$17K - \$88K



\$38,495

[Wilbur Wright College - CCC \(In District\)](#)



Common Pathway Program Information



Our View: ILDS Challenges & Opportunities

- Improved procedures and systems for external input into ILDS
- Address intra-agency capacity and system improvements
- Ensure all agencies fully commit to interagency processes and systems
 - Tackle the “last mile challenges” at each of the agencies
 - Ensure all agencies are utilizing common system components: MCI and 3rd party data access and use procedures
- Leverage emerging technologies to facilitate external data access in a legal and secure manner

Thank you! Questions....

Jon Furr

jfurr@niu.edu

Charlie Rosemond

crosemond@niu.edu

www.illinoislds.org

